

# Cleaver-Brooks

DIVISION OF AGUA-CHEM, INC.

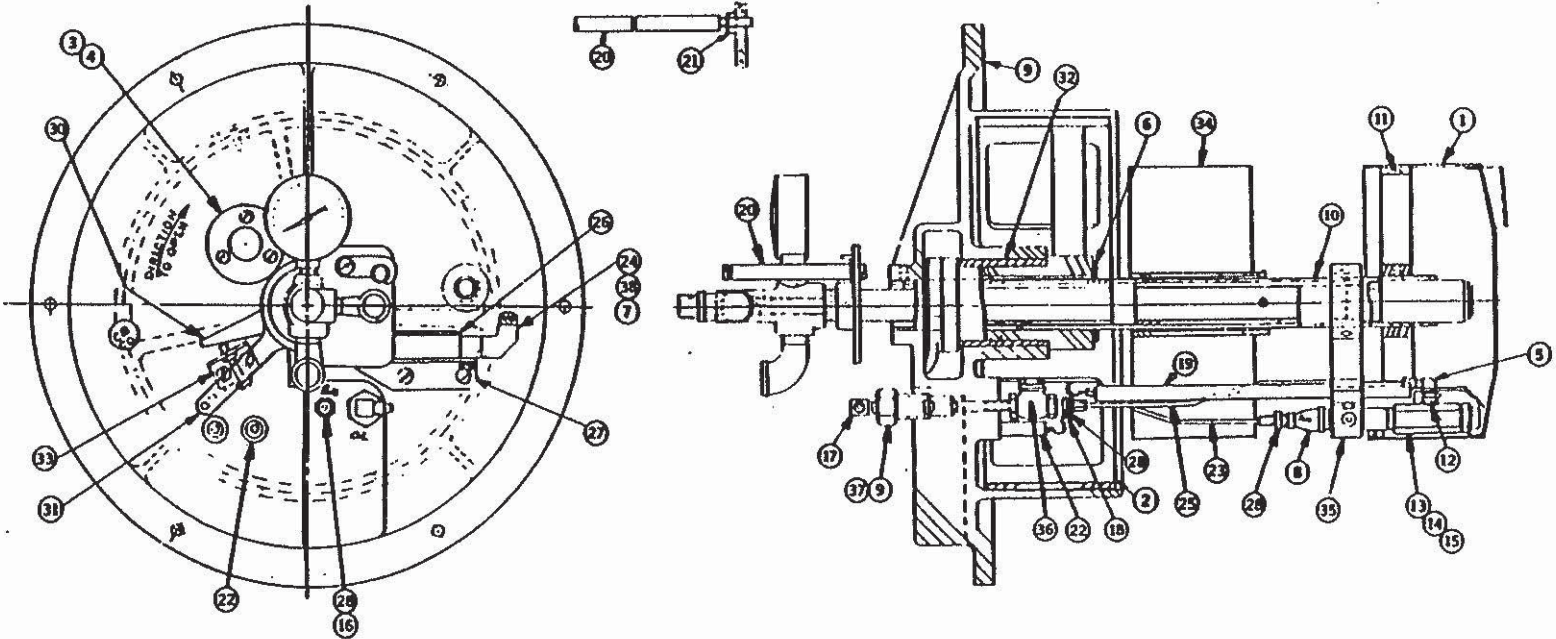
MILWAUKEE, WISCONSIN 53201

## PARTS REFERENCE

ITEM	REQ	PART NO.	DESCRIPTION	ITEM	REQ	PART NO.	DESCRIPTION
1	1	SEE TABLE	DIFFUSER	22	2	94-179	FEED THRU INSULATOR
2	1	108-47	ROTARY DAMPER	23	1	939-60	TUBING 10 - 1/2" LG. (SPECIFY LG.)
3	1	851-77	MICA SIGHT HOLE - 1-1/2"	24	1	848-16	CONNECTOR
4	1	65-11	SIGHT HOLE RETAINER	25	1	939-60	TUBING 12" LG. (SPECIFY LG.)
5	1	845-308	ELBOW - 1/8"	28	1	836-89	LIMIT SWITCH
6	1	73-26	SEAL RING	27	1	8-710	LIMIT SWITCH BRACKET
7	1	848-2	CONNECTOR	28	3	845-329	FITTING - 1/8"
8	1	847-718	REDUCER COUPLING	29	1	SEE TABLE	NOZZLE WITH STRAINER
9	1	59-917	BURNER BACKPLATE WITH BEARING	30	1	11-10	DAMPER STOP
10	1	90-149	BURNER DRAWER TUBE	31	1	2-31	DAMPER ARM
11	1	134-47	SPIDER	32	1	6-4	BEARING
12	1	847-415	REDUCER BUSHING	33	1	8-709	INDICATOR STOP BRACKET
13	1	277-23	NOZZLE BODY - PILOT	34	1	22-122	STABILIZER
14	1	82-34	SWIRLER SPRING - PILOT	35	1	8-333	ELECTRODE BRACKET
15	1	251-7	NOZZLE TIP & SWIRLER - PILOT	36	1	940-528	BALL CHECK VALVE
16	1	845-429	FITTING	37	1	108-10	OIL ORIFICE BLOCK
17	1	845-42	ELBOW - FLARED	38	2	848-100	FIBER BUSHING
18	2	924-49	EXTENSION SPRING (SPECIFY LG.)	*	1	SEE TABLE	BURNER DRAWER ASSEMBLY
19	2	435-38	IGNITION ELECTRODE				
20	1	58-21	LOCKING PIN				
21	1	869-36	NUT				

NOTES: 1.) FOR BURNER GUN AND PARTS  
SEE SECTION FT5.2.1

TABLE				
ITEM	CB125 & 160	CB125S & 160S	CB175S	CB175A & 200
1	275-83	275-83	275-83	275-82
28	899-23	899-28	899-80	899-80
*	429-283	429-791	429-800	429-257



DATE  
4/1/86

BURNER DRAWER WITH  
LIGHT OIL PILOT

CB125-200 HORSEPOWER

0

NO. 1 OF 4

FT5.1.5

THIS INFORMATION IS CONFIDENTIAL AND IS NOT TO BE USED IN ANY WAY DETRIMENTAL TO THE COMPANY'S INTERESTS.

# Cleaver-Brooks

DIVISION OF AQUA-CHEM, INC.

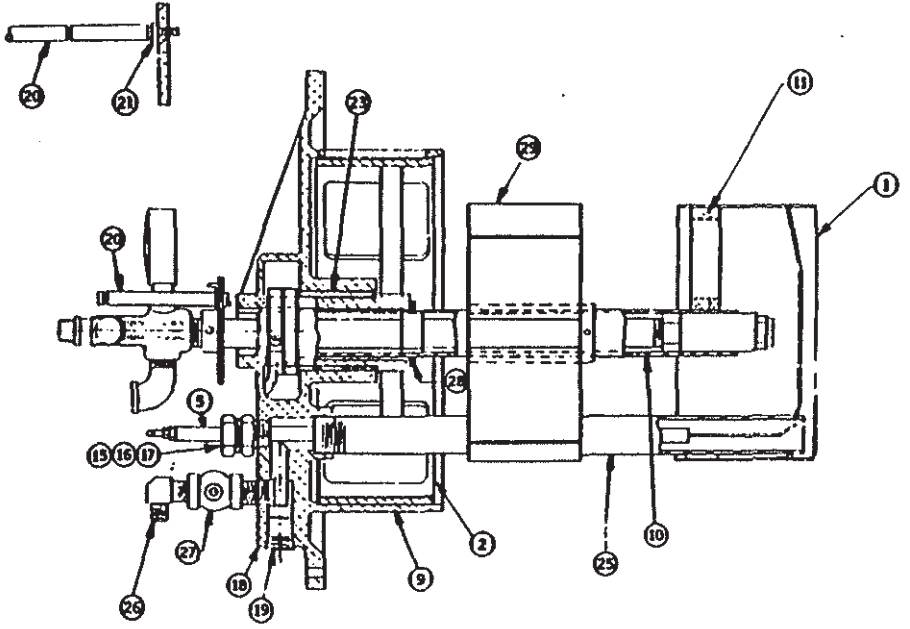
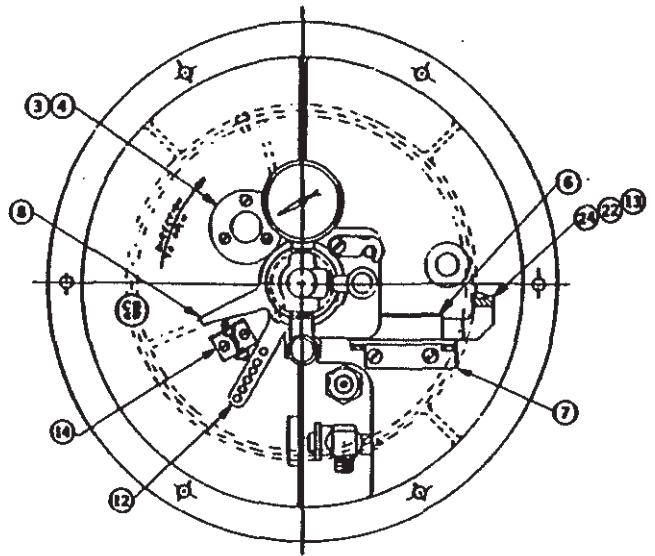
MILWAUKEE, WISCONSIN 53201

## PARTS REFERENCE

ITEM	REQ	PART NO.	DESCRIPTION	ITEM	REQ	PART NO.	DESCRIPTION
1	1	SEE TABLE	DIFFUSER	18	1	34-7	IGNITION ELECTRODE GLAND
2	1	108-47	ROTARY DAMPER	17	1	904-38	RUBBER GROMMET
3	1	851-77	MICA SIGHT HOLE - 1-1/2"	18	1	48-98	VENTURI - ASPIRATOR
4	1	85-11	SIGHT HOLE RETAINER	19	1	858-310	ACCESS PLUG
5	1	435-38	IGNITION ELECTRODE	20	1	58-21	LOCKING PIN
6	1	836-89	LIMIT SWITCH	21	1	869-38	NUT
7	1	8-710	LIMIT SWITCH BRACKET	22	2	848-100	FIBER WASHER
8	1	11-10	DAMPER STOP	23	1	6-4	BEARING
9	1	59-918	BURNER BACKPLATE WITH BEARING	24	1	848-16	CONNECTOR
10	1	90-149	BURNER DRAWER TUBE	25	1	57-67	GAS PILOT PIPE
11	1	134-47	SPIDER	26	1	845-194	ELBOW - FLARED
12	1	2-31	DAMPER ARM	27	1	825-30	GAS COCK
13	1	848-2	CONNECTOR	28	1	73-28	SEAL RING
14	1	8-709	INDICATOR STOP BRACKET	29	1	22-122	STABILIZER
15	1	1-168	GAS PILOT ADAPTER	*	1	SEE TABLE	BURNER DRAWER ASSEMBLY

- NOTES: 1.) FOR BURNER GUN AND PARTS SEE SECTION FT5.2.1  
 2.) BURNER DRAWER 429-292 AND 429-798 ARE DIFFERENT DO TO THE BURNER GUNS.  
 3.) BURNER DRAWER 429-792 IS OBSOLETE AND REPLACED BY 429-292.

ITEM	CB125, 150, 125S & 150S	CB175S	CB175A & 200
1	275-63		275-82
*	429-292	429-798	429-294



THIS INFORMATION IS CONFIDENTIAL AND IS NOT TO BE USED IN ANY WAY DETRIMENTAL TO THE COMPANY'S INTERESTS.

DATE  
4/1/86

BURNER DRAWER WITH  
GAS PILOT

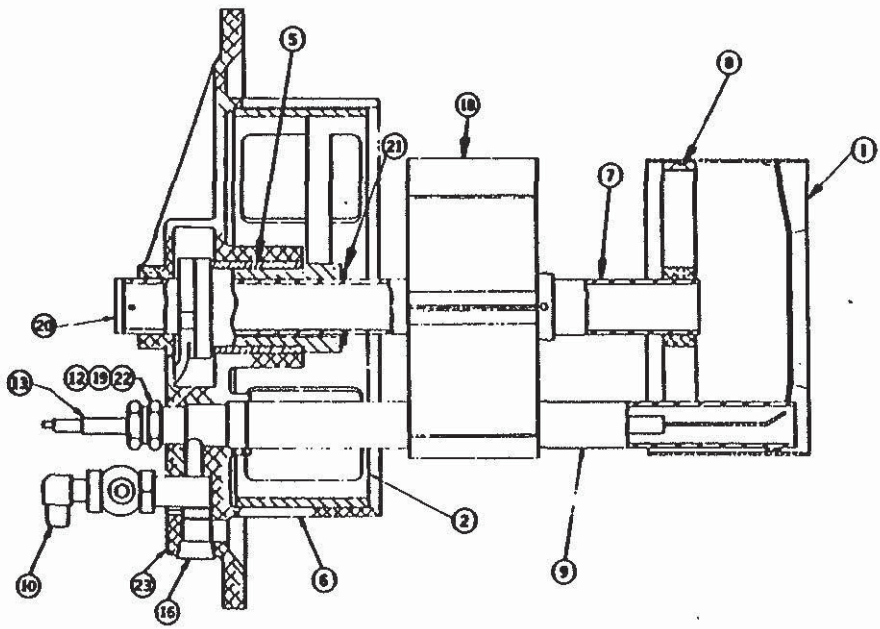
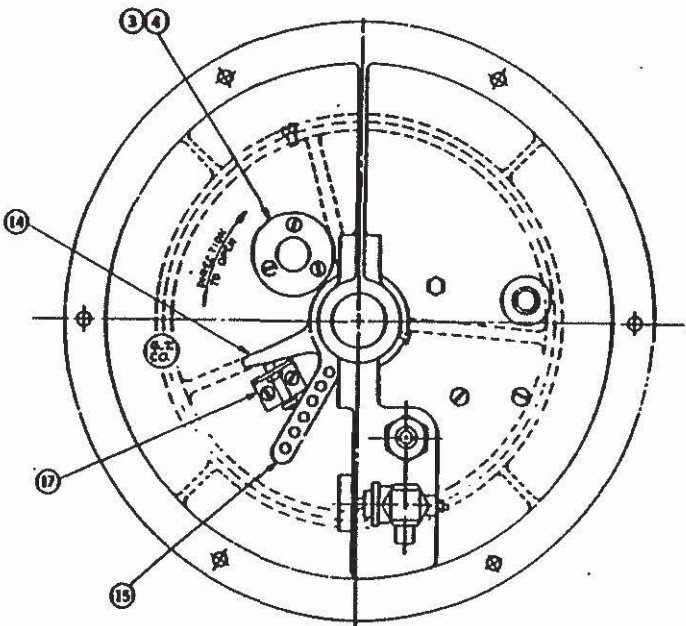
CB125-200 HORSEPOWER

REVISION NO. 0 SHEET NO. 2 OF 4 REFERENCE NO. FT5.1.5

ITEM	REQ	PART NO.	DESCRIPTION	ITEM	REQ	PART NO.	DESCRIPTION
1	1	SEE TABLE	DIFFUSER	13	1	435-38	IGNITION ELECTRODE
2	1	108-47	ROTARY DAMPER	14	1	11-10	DAMPER STOP
3	1	851-77	MICA SIGHT HOLE - 1-1/2"	15	1	2-31	DAMPER ARM
4	1	65-11	SIGHT HOLE RETAINER	16	1	858-310	ACCESS PLUG
5	1	6-4	BEARING	17	1	8-709	INDICATOR STOP BRACKET
6	1	59-918	BURNER BACK PLATE WITH BEARING	18	1	22-122	STABILIZER
7	1	90-149	BURNER DRAWER TUBE	19	1	34-7	IGNITION ELECTRODE GLAND
8	1	134-47	SPIDER	20	1	158-42	GUN PLUG
9	1	57-87	GAS PILOT PIPE	21	1	73-26	SEAL RING
10	1	845-194	ELBOW - FLARED	22	1	904-36	RUBBER GROMMET
11	1	825-30	GAS COCK	23	1	48-98	VENTURI - ASPIRATOR
12	1	1-188	GAS PILOT ADAPTER	*	1	SEE TABLE	GAS BURNER DRAWER ASSEMBLY

NOTES: 1.) BURNER DRAWER 429-293 AND 429-798 ARE DIFFERENT DO TO THE LOCATION OF THE STABILIZER ALONG THE BURNER DRAWER TUBE.

TABLE			
ITEM	CB125, 150, 125S & 150S	CB175S	CB175A & 200
1	275-83		275-82
*	429-293	429-798	429-295



**Cleaver**  
**Brooks**

DIVISION OF AQUACHEM, INC.

MILWAUKEE, WISCONSIN 53201

**PARTS REFERENCE**

DATE

4/1/86

**GAS BURNER DRAWER**  
**CB125-200 HORSEPOWER**

REVISION NO.

0

SHEET

NO. 3 OF 4

REFERENCE NO.

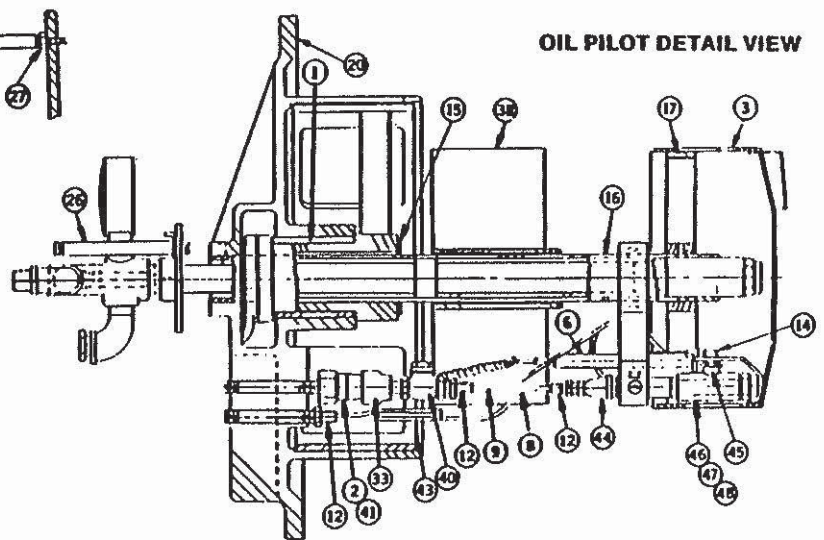
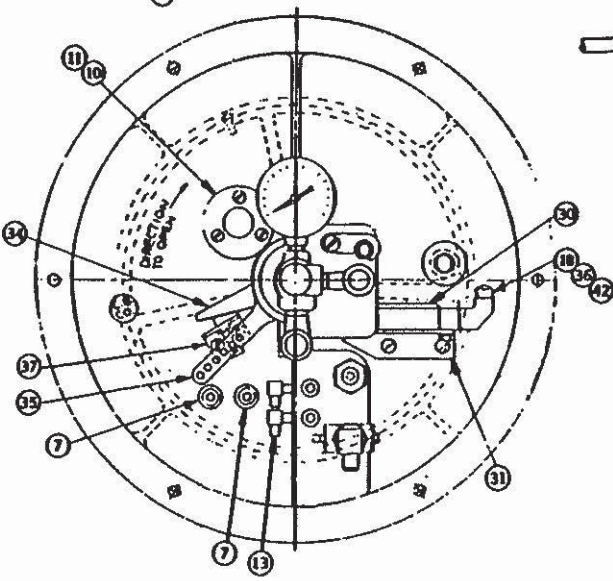
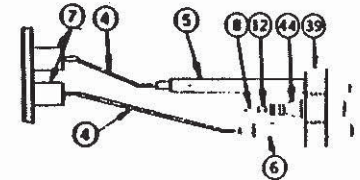
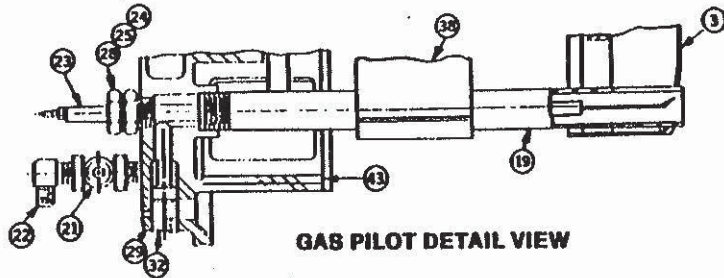
FTS.1.5

THIS INFORMATION IS CONFIDENTIAL AND IS NOT TO BE USED IN ANY WAY DETRIMENTAL TO THE COMPANY'S INTERESTS.

ITEM	REQ	PART NO.	DESCRIPTION	ITEM	REQ	PART NO.	DESCRIPTION	ITEM	REQ	PART NO.	DESCRIPTION
1	1	6-4	BEARING	18	2	848-100	FIBER BUSHING - 3/8"	35	1	2-31	DAMPER ARM
2	1	SEE TABLE	NOZZLE WITH STRAINER	19	1	67-67	GAS PILOT PIPE	36	1	848-16	CONNECTOR
3	1	SEE TABLE	DIFFUSER	20	1	828-2873	BURNER BACKPLATE WITH BEARING	37	1	8-709	INDICATOR STOP BRACKET
4	2	924-49	EXTENSION SPRING (SPECIFY LG.)	21	1	825-30	GAS COCK	38	1	826-2674	STABILIZER
5	1	435-38	IGNITION ELECTRODE - OIL	22	1	845-194	ELBOW - FLARED	39	1	8-333	ELECTRODE BRACKET
6	1	435-68	IGNITION ELECTRODE - OIL	23	1	435-38	IGNITION ELECTRODE - GAS	40	1	840-526	BALL CHECK VALVE
7	2	94-179	FEED THRU INSULATOR	24	1	1-168	GAS PILOT ADAPTER	41	1	106-10	OIL ORIFICE BLOCK
8	1	939-80	TUBING 20" LG. (SPECIFY LG.)	25	1	34-7	IGNITION ELECTRODE GLAND	42	1	848-2	CONNECTOR
9	1	939-80	TUBING 12" LG. (SPECIFY LG.)	26	1	66-21	LOCKING PIN	43	1	108-47	ROTARY DAMPER
10	1	851-77	MICA SIGHT HOLE - 1-1/2"	27	1	869-36	NUT	44	1	847-718	REDUCER COUPLING
11	1	65-11	SIGHT HOLE RETAINER	28	1	904-36	RUBBER GROMMET	45	1	847-415	REDUCER BUSHING
12	3	845-329	CONNECTOR - 1/8"	29	1	48-98	VENTURI - ASPIRATOR	46	1	277-23	NOZZLE BODY - PILOT
13	2	845-42	ELBOW - 1/4" x 1/8"	30	1	836-89	LIMIT SWITCH	47	1	82-34	SWIRLER SPRING - PILOT
14	1	845-306	ELBOW - 1/8"	31	1	8-710	LIMIT SWITCH BRACKET	48	1	251-7	NOZZLE TIP & SWIRLER - PILOT
15	1	73-26	SEAL RING	32	1	858-310	ACCESS PLUG	*	1	SEE TABLE	BURNER DRAWER ASSEMBLY
16	1	90-149	BURNER DRAWER TUBE	33	1	157-87	REDUCER COUPLING MODIFIED				
17	1	134-47	SPIDER	34	1	11-10	DAMPER STOP				

NOTES: 1.) FOR BURNER GUN AND PARTS  
SEE SECTION FT5.2.1

TABLE				
ITEM	CB125, 125S & 150	CB150S	CB175S	CB175A & 200
2	899-29	899-29	899-80	899-80
3	275-241	275-241	275-241	275-240
*	429-1030	429-1031	429-1032	429-1033



**Cleaver Brooks**

DIVISION OF AQUA-CHEM, INC.

MILWAUKEE, WISCONSIN 53201

**PARTS REFERENCE**

DATE  
4/1/86

**BURNER DRAWER WITH  
DUAL PILOT**

**CB125-200 HORSEPOWER**

REVISION NO. 0  
NO. 4 OF 4  
SHEET  
REFERENCE NO. FT5.1.5

THIS INFORMATION IS CONFIDENTIAL AND IS NOT TO BE USED IN ANY WAY DETRIMENTAL TO THE COMPANY'S INTERESTS.