

Cleaver-Brooks

DIVISION OF AQUACHEM, INC.

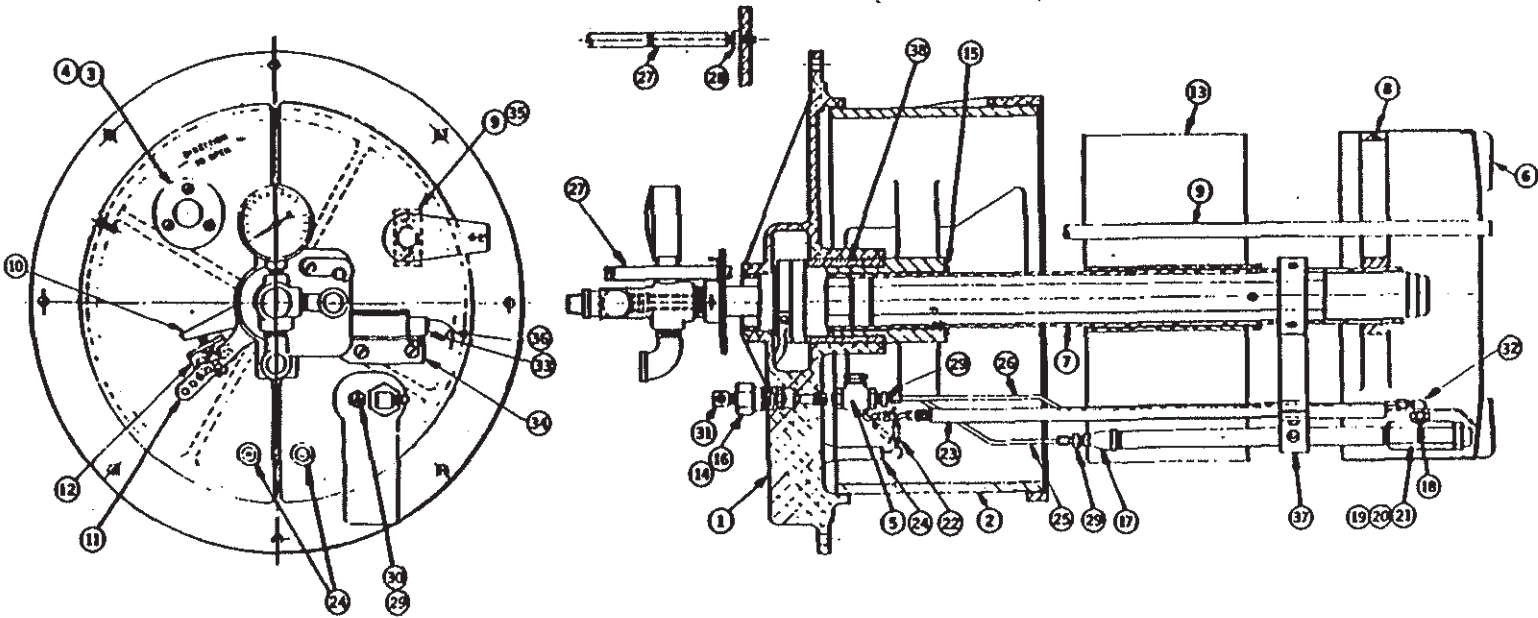
MILWAUKEE, WISCONSIN 53201

PARTS REFERENCE

ITEM	REQ	PART NO.	DESCRIPTION	ITEM	REQ	PART NO.	DESCRIPTION
1	1	59-982	BURNER BACKPLATE WITH BEARING	21	1	251-7	NOZZLE TIP AND SWIRLER - PILOT
2	1	108-49	ROTARY DAMPER	22	2	924-49	EXTENSION SPRING (SPECIFY LENGTH)
3	1	851-77	MICA SIGHT HOLE - 1-1/2"	23	2	435-50	IGNITION ELECTRODE
4	1	65-11	SIGHT HOLE RETAINER	24	2	94-179	FEED THRU INSULATOR
5	1	940-528	BALL CHECK VALVE	25	1	939-60	TUBING 10 - 1/4" LG. (SPECIFY LG.)
6	1	SEE TABLE	DIFFUSER	26	1	939-60	TUBING 10" (SPECIFY LG.)
7	1	90-184	BURNER DRAWER TUBE	27	1	58-21	LOCKING PIN
8	1	134-49	SPIDER	28	1	869-36	NUT
9	1	90-570	SCANNER TUBE ASSEMBLY	29	3	845-329	ADAPTER FITTING
10	1	11-11	DAMPER STOP	30	1	845-429	ADAPTER FITTING
11	1	2-37	DAMPER ARM	31	1	845-42	ELBOW - FLARED
12	1	8-709	INDICATOR STOP BRACKET	32	1	845-308	ELBOW - COMPRESSION
13	1	22-131	STABILIZER	33	1	836-89	LIMIT SWITCH
14	1	106-10	OIL ORIFICE BLOCK	34	1	8-710	LIMIT SWITCH BRACKET
15	1	73-31	SEAL RING	35	1	32-497	SCANNER TUBE GASKET
16	1	SEE TABLE	NOZZLE WITH STRAINER	36	1	848-2	CONNECTOR
17	1	847-718	REDUCER COUPLING	37	1	8-782	ELECTRODE BRACKET
18	1	847-415	REDUCER BUSHING	38	1	6-5	BEARING
19	1	277-23	NOZZLE BODY - PILOT	*	1	SEE TABLE	BURNER DRAWER ASSEMBLY
20	1	82-34	SWIRLER SPRING - PILOT				

NOTES: 1.) FOR BURNER GUN AND PARTS
SEE SECTION FT5.2.1

ITEM	TABLE			
	LIGHT OIL FIRED		HEAVY OIL FIRED	
	CB250-300	CB350	CB250-300	CB350
8	275-108	275-109	275-108	275-109
16	899-59	899-59	899-20	899-20
*	429-815	429-817	429-816	429-818



DATE
4/1/86

BURNER DRAWER WITH
LIGHT OIL PILOT

CB250-350 HORSEPOWER

REVISION NO. 0 NO. 1 OF 4 SHEET REFERENCE NO. FT5.1.6

THIS INFORMATION IS CONFIDENTIAL AND IS NOT TO BE USED IN ANY WAY DETRIMENTAL TO THE COMPANY'S INTERESTS.

Cleaver-Brooks

DIVISION OF AQUA-CHEM, INC.

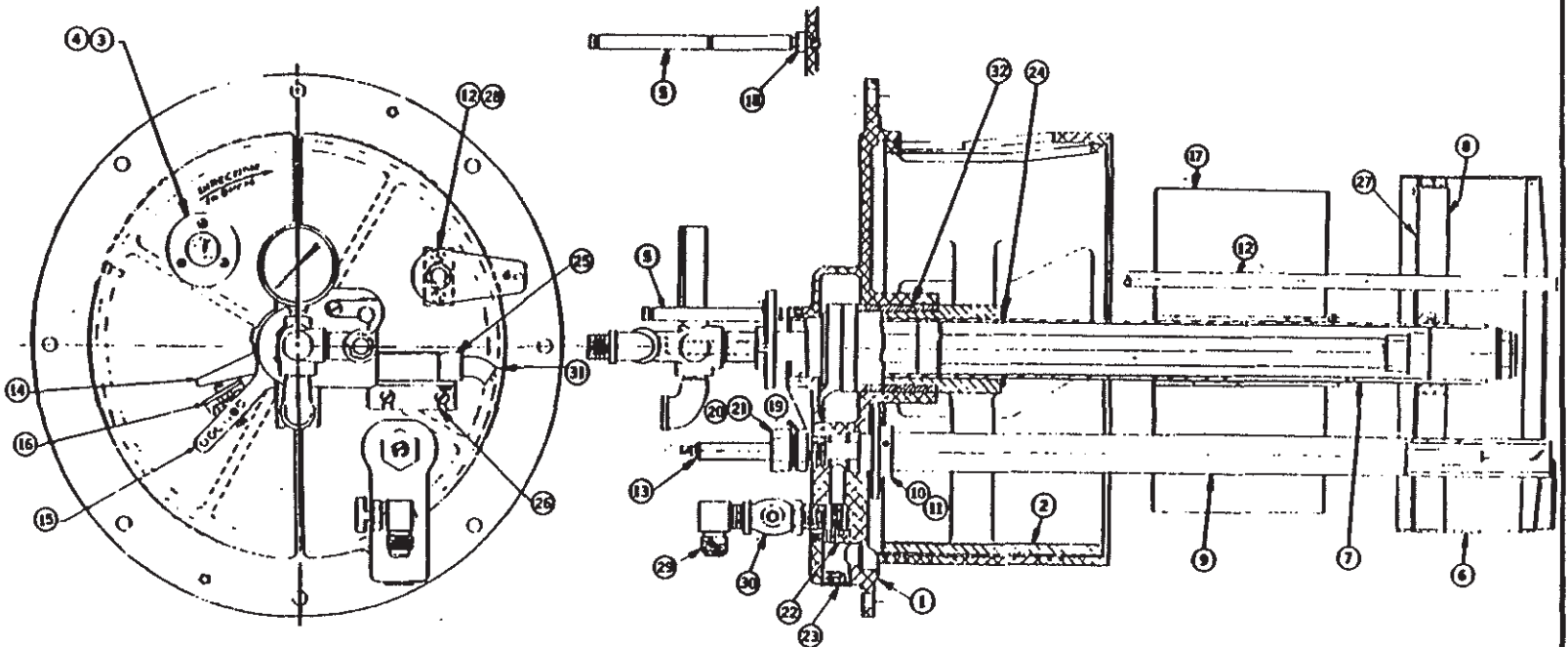
MILWAUKEE, WISCONSIN 53201

PARTS REFERENCE

ITEM	REQ	PART NO.	DESCRIPTION	ITEM	REQ	PART NO.	DESCRIPTION
1	1	59-980	BURNER BACKPLATE WITH BEARING	18	1	869-36	NUT
2	1	108-49	ROTARY DAMPER	19	1	1-168	GAS PILOT ADAPTER
3	1	851-77	MICA SIGHT HOLE - 1-1/2"	20	1	34-7	IGNITION ELECTRODE GLAND
4	1	65-11	SIGHT HOLE RETAINER	21	1	904-36	RUBBER GROMMET
5	1	56-21	LOCKING PIN	22	1	48-98	VENTURI - ASPIRATOR
6	1	SEE TABLE	DIFFUSER	23	1	858-310	ACCESS PLUG
7	1	90-164	BURNER DRAWER TUBE	24	1	73-31	SEAL RING
8	1	134-49	SPIDER	25	1	838-89	LIMIT SWITCH
9	1	57-163	GAS PILOT PIPE	26	1	8-710	LIMIT SWITCH BRACKET
10	1	1-174	GAS PILOT ADAPTER FLANGE	27	1	80-88	DIFFUSER RING
11	1	73-32	ADAPTER SEAL RING	28	1	32-497	SCANNER TUBE GASKET
12	1	90-570	SCANNER TUBE ASSEMBLY	29	1	845-194	ELBOW FLARED
13	1	435-52	IGNITION ELECTRODE	30	1	825-30	GAS COCK
14	1	11-11	DAMPER STOP	31	1	848-2	CONNECTOR
15	1	2-37	DAMPER ARM	32	1	6-5	BEARING
16	1	8-709	INDICATOR STOP BRACKET	*	1	SEE TABLE	BURNER DRAWER ASSEMBLY
17	1	22-131	STABILIZER				

NOTES: 1.) FOR BURNER GUN AND PARTS
SEE SECTION FT5.2.1

TABLE		
ITEM	CB250-300	CB350
6	275-108	275-109
*	429-819	429-820



DATE
4/1/86

BURNER DRAWER WITH
GAS PILOT

CB250-350 HORSEPOWER

REVISION NO. 0 SHEET NO. 2 OF 4 REFERENCE NO. FT5.1.6

THIS INFORMATION IS CONFIDENTIAL AND IS NOT TO BE USED IN ANY WAY DETRIMENTAL TO THE COMPANY'S INTERESTS.

Cleaver-Brooks

DIVISION OF AQUA-CHEM, INC.

MILWAUKEE, WISCONSIN 53201

PARTS REFERENCE

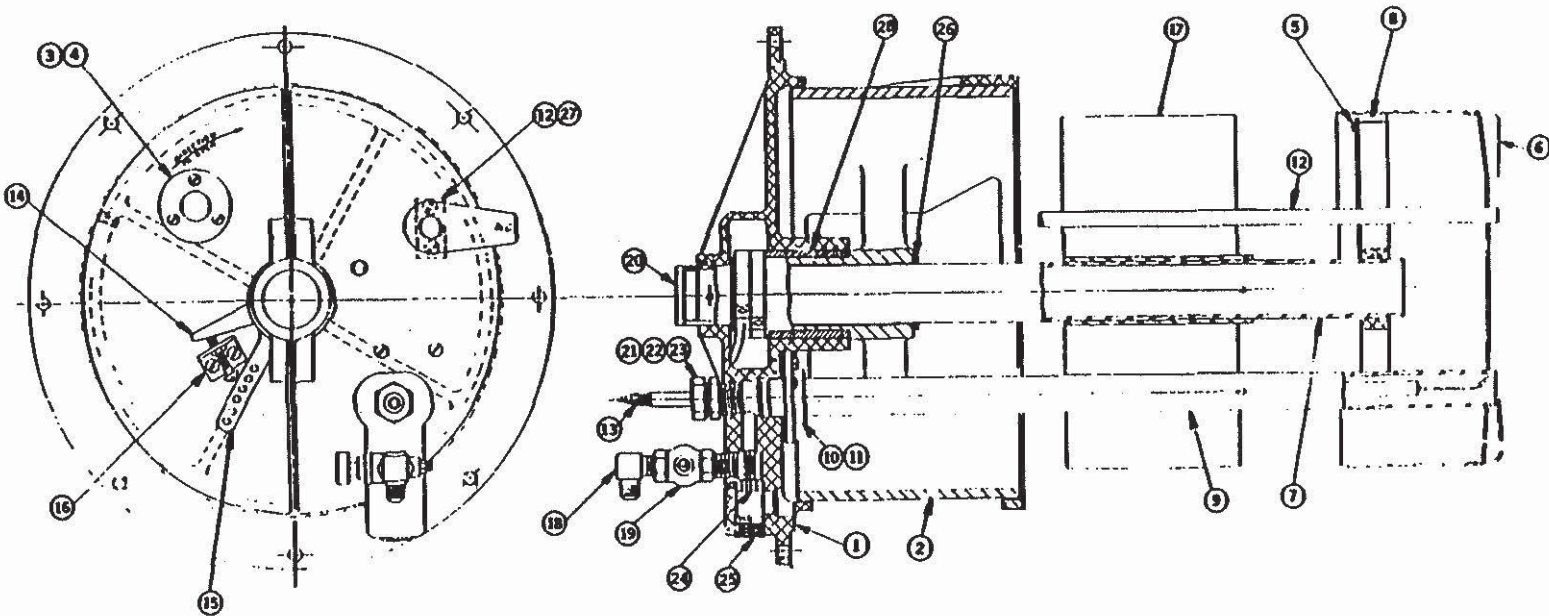
DATE
4/1/86

GAS BURNER DRAWER CB250-350 HORSEPOWER

REVISION NO. 0 SHEET NO. 3 OF 4 REFERENCE NO. FTS.1.6

ITEM	REQ	PART NO.	DESCRIPTION	ITEM	REQ	PART NO.	DESCRIPTION
1	1	59-980	BURNER BACKPLATE WITH BEARING	18	1	8-709	INDICATOR STOP BRACKET
2	1	108-49	ROTARY DAMPER	17	1	22-131	STABILIZER
3	1	851-77	MICA SIGHT HOLE - 1-1/2"	18	1	846-194	ELBOW - FLARED
4	1	65-11	SIGHT HOLE RETAINER	19	1	825-30	GAS COCK
5	1	80-88	DIFFUSER RING	20	1	158-43	GUN PLUG
6	1	SEE TABLE	DIFFUSER	21	1	1-168	GAS PILOT ADAPTER
7	1	90-184	BURNER DRAWER TUBE	22	1	34-7	IGNITION ELECTRODE GLAND
8	1	134-49	SPIDER	23	1	904-38	RUBBER GROMMET
9	1	57-163	GAS PILOT PIPE	24	1	48-98	VENTURI - ASPIRATOR
10	1	1-174	GAS PILOT ADAPTER FLANGE	25	1	858-310	ACCESS PLUG
11	1	73-32	ADAPTER SEAL RING	26	1	73-31	SEAL RING
12	1	90-570	SCANNER TUBE ASSEMBLY	27	1	32-497	SCANNER TUBE GASKET
13	1	435-52	IGNITION ELECTRODE	28	1	6-5	BEARING
14	1	11-11	DAMPER STOP	*	1	SEE TABLE	GAS BURNER DRAWER ASSEMBLY
15	1	2-37	DAMPER ARM				

TABLE		
ITEM	CB250-300	CB350
6	275-108	275-109
*	429-821	429-822



THIS INFORMATION IS CONFIDENTIAL AND IS NOT TO BE USED IN ANY WAY DETRIMENTAL TO THE COMPANY'S INTERESTS.

Cleaver-Brooks

DIVISION OF AQUA-CHEM, INC.

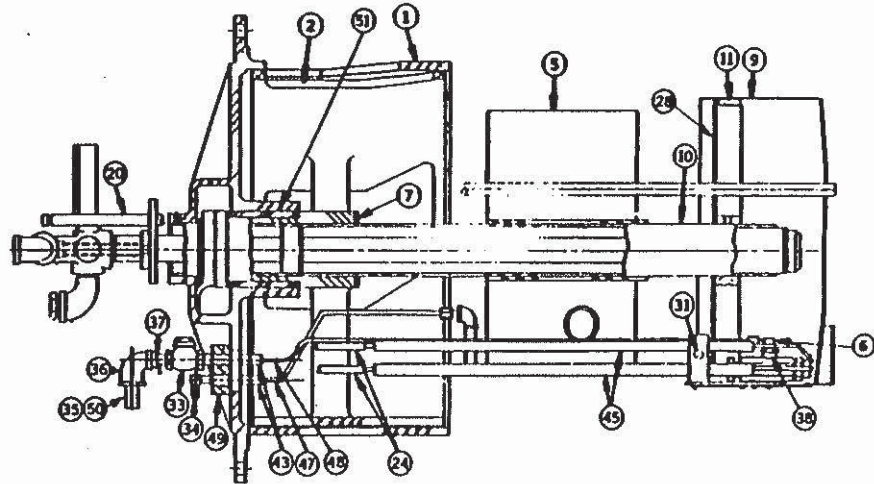
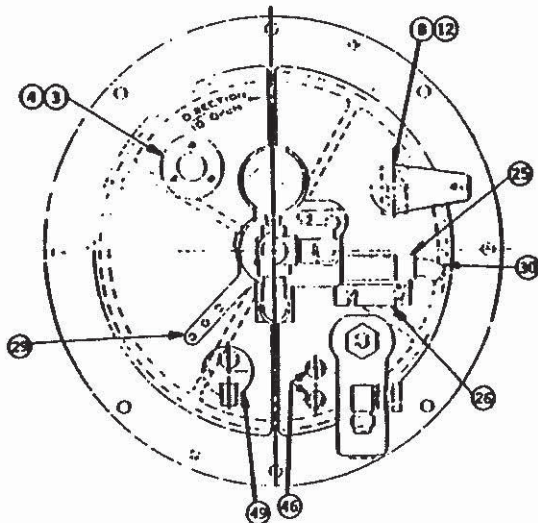
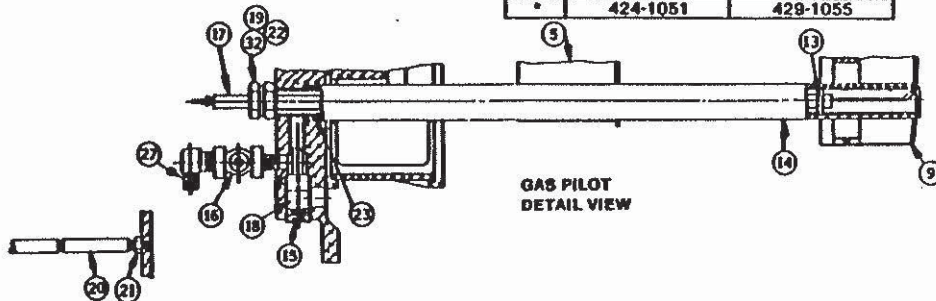
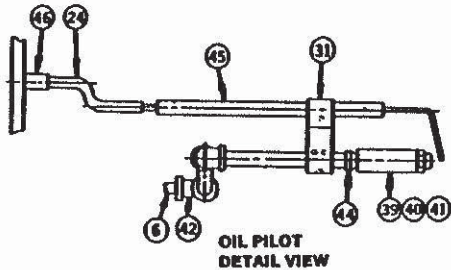
MILWAUKEE, WISCONSIN 53201

PARTS REFERENCE

ITEM	REQ	PART NO.	DESCRIPTION	ITEM	REQ	PART NO.	DESCRIPTION	ITEM	REQ	PART NO.	DESCRIPTION
1	1	826-2825	BURNER BACKPLATE WITH BEARING	19	1	34-7	IGNITION ELECTRODE GLAND	37	1	847-418	REDUCER BUSHING
2	1	108-49	ROTARY DAMPER	20	1	58-21	LOCKING PIN	38	1	847-415	REDUCER BUSHING
3	1	851-77	MICA SIGHT HOLE - 1-1/2"	21	1	889-38	NUT	39	1	277-23	NOZZLE BODY - PILOT
4	1	65-11	SIGHT HOLE RETAINER	22	1	863-1	O-RING	40	1	82-34	SWIRLER SPRING - PILOT
5	1	22-131	STABILIZER	23	1	288-10	ADAPTER TUBE	41	1	251-12	NOZZLE TIP & SWIRLER - PILOT
6	2	845-308	ELBOW - 1/8"	24	2	292-150	IGNITION CABLE	42	1	847-542	REDUCER ELBOW
7	1	73-31	SEAL RING	25	1	838-89	LIMIT SWITCH	43	2	845-328	CONNECTOR - 1/8"
8	1	90-670	SCANNER TUBE ASSEMBLY	28	1	8-710	LIMIT SWITCH BRACKET	44	1	847-417	REDUCER BUSHING
9	1	SEE TABLE	DIFFUSER	27	1	845-313	ELBOW - 1/2"	45	2	826-2924	IGNITION ELECTRODE - OIL
10	1	80-184	BURNER DRAWER TUBE	28	1	80-483	DIFFUSER RING	46	2	94-179	FEED THRU INSULATOR
11	1	134-49	SPIDER	29	1	2-37	DAMPER ARM	47	1	939-80	TUBING 10" LG. (SPECIFY LG.)
12	1	32-497	SCANNER TUBE GASKET	30	1	848-2	CONNECTOR	48	1	939-80	TUBING 27" LG. (SPECIFY LG.)
13	1	134-53	ELECTRODE HOLDER	31	1	8-2581	ELECTRODE BRACKET	49	1	108-84	OIL TERMINAL BLOCK
14	1	57-183	GAS PILOT PIPE	32	1	904-36	RUBBER GROMMET	50	1	898-59	NOZZLE WITH STRAINER
15	1	858-310	ACCESS PLUG	33	1	940-528	BALL CHECK VALVE	51	1	8-5	BEARING
16	1	825-30	GAS COCK	34	1	845-42	ELBOW - 1/4" x 1/8"	*	1	SEE TABLE	BURNER DRAWER ASSEMBLY
17	1	435-52	IGNITION ELECTRODE - GAS	35	1	108-10	OIL ORIFICE BLOCK				
18	1	48-98	VENTURI - ASPIRATOR	38	1	847-645	REDUCER ELBOW				

NOTES: 1.) FOR BURNER GUN AND PARTS
SEE SECTION FT5.2.1

TABLE		
ITEM	CB250-300	CB350
9	275-233	275-234
*	424-1051	429-1055



DATE
4/1/86

BURNER DRAWER WITH
DUAL PILOT

CB250-350 HORSEPOWER

REVISION NO.

0

SHEET

NO. 4 OF 4

REFERENCE NO.

FT5.1.6

THIS INFORMATION IS CONFIDENTIAL AND IS NOT TO BE
USED IN ANY WAY DETRIMENTAL TO THE COMPANY'S INTERESTS.